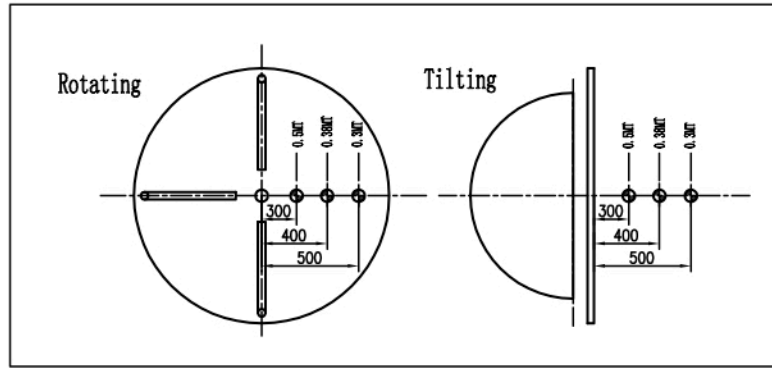
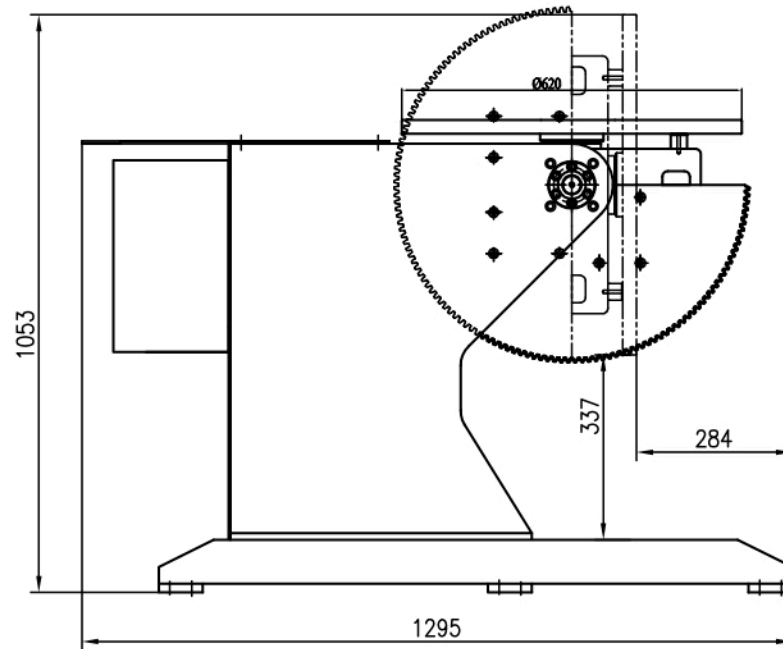
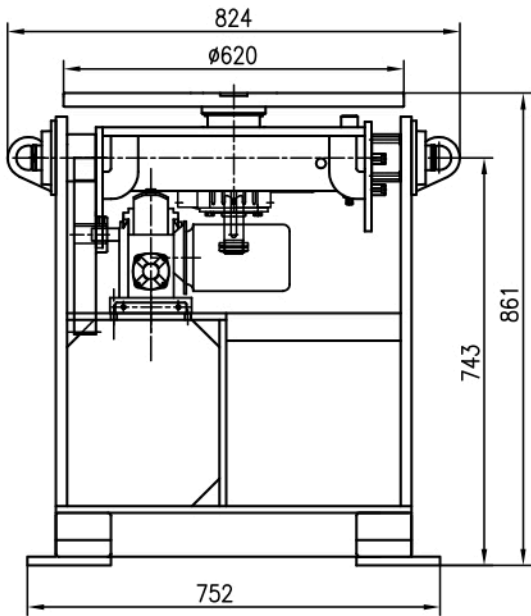


LOAD CHART



specification for positioner

1	Model	WHP-5
2	Capacity(Turning)	0.5MT @300mm (Please refer to load chart)
3	Capacity(Tilting)	0.5MT @300mm (Please refer to load chart)
4	Electrical Panel	Yes
5	Rotation Speed	0.2-2rpm At 0-90VDC
6	Tilt Range	0~135 Degree
7	Incoming Supply	110V-1P-50Hz
8	Control Voltage	24V
9	Rotation Drive Control	DC Motor
10	Control Means	Foot switch c/w 3m cable
11	Rotation Drive Motor	150W DC Motor
12	Forced Cooling Fan Supply	110V
13	Earthing	500A
14	Tilt Speed	135Deg in 50 sec
15	Tilt Drive Motor	500W DC Motor
16	Brake Supply	N.A
17	Surface Preparation	Gritblast to SA2.5
18	Painting	Spray Painting
19	Color	RAL 3003 Red
20	Qty	1 Unit
21	Est Weight	472 KG



ALL DIMENSIONS IN MM, UNLESS OTHERWISE SPECIFIED.

			PROJECT/MODEL :		
			WHP-5		
DRAWN	NAME	DATE	CLIENT :		
	ZHANG	2012-09-19	-		
APPROVED			DWG. NAME :		
			500KG Positioner		
			DWG. NO. :		
			WHP-5		